



## The Women's Participation in Police Strength in India in the year 2021

Kalpana Satija<sup>1</sup>, Bhavika A Gujariya<sup>2</sup>

<sup>1</sup> Head, Department of Economics, K S K V Kachchh University, Gujarat, India

<sup>2</sup> Assistant Teacher, Department of Economics, P.N. Pandya Arts, M.P. Pandya Science and D.P. Pandya Commerce Collage Lunawada, Mahisagar, Gujarat, India

### Abstract

The status of women in India since the last few decades has changed a lot. Due to industrialization, Urbanization, expansion of education to women and awareness of their rights, the numerical strength of educated women including working women in various fields has been increasing. To aim of present study is to measure of the women police strength sufficient to India or not. The descriptive statistics tool used for statistical analysis to know whether the women's participation in police strength is enough to protect the population of India.

**Keywords:** Police strength, women police strength, police department

### Introduction

Women play active role in the economic development of the country. Earlier their role was only limited to house hold activities. But now, many women are opting jobs in order to build a good career and give financial support to their families. In 21st century, women enter criminal justice system as a response to social forces for better protection for women. Police are like real heroes, but most of the people are unaware of the amount of stress that police face every day. Police are the first line to protection between the criminals and the society. Women in policing have an important political, social, economic, and psychological impact. During festival timings, police often work for more than 36 hours at a stretch. This maytake a heavy charge on their health. Policing is considered as most stressful profession than other professions and they have the greater risk of stress. Especially female police personnel face more stress related problems than their male counterpart as they manage the family commitments and also work in law enforcement.

In ancient times, women were confined with the roles of their house and families. But how ever, with the roles of their house and families. But how ever, with the growth and development the economy of India has boosted a positive change. The women in modern India have profound their rights regarding right to vote, right to educate, right to speak, etc. Nowadays, the literacy rate among women is being increasing rapidly, Increased, literacy rate, among women has acknowledged a great impact for the development of India. Women are being found in each and every field like entrepreneurs, politicians, economists, scientists, social welfare workers, police and many more. Women nowadays are seen standing equally with the men in all the field. Women empowerment has played a major role for its contribution for development in Indian.

The institution of „police“ plays an important role to maintain „law and order“ and control the behavior of people by enforcing the legal provision. Police can be considered as agent for „social order and control“ by following „formal means“ to regulate human behavior. The mature of police

Symbolized as masculine and preferable men considered suitable to perform the duties and responsibility into society being police personal. But this old mentality of police as masculine slowly resending away. Women are continuously entering into police force and working with dedication and with their full efficiency.

### Review of literature

“A study on women police service and its effects on the family at trichy, Pezzottaite journals, ISSN-2279-0977, Vol. 5, Nov – 4, October – December 2016, J. Patrica Jhansi Rani and Dr. D. Joseph Anbarasu analyses that the conditions that can lead to and cause stress to police women and their families both directly and indirectly. In this paper, both primary and secondary data were collected. Primary data collected from the police women through questionnaires. The secondary data was collected from website and reports. For statistical analyses used SPSS and statistical tools like percentage analysis, ANOVA, Correlation, Chi-square and „Z“ test applied. The findings based on research hypothesis, demographic profile and various dimensions of women police service and its effects on the family.” Job satisfaction among women police personals – A literature review, Indian Journal of applied research, ISSN No-2249-555X, Vol – 4, Issue – 12, Dec 2014, Vidya N. and Dr. Suphala Kotian explained their paper that the levels of job satisfaction among police personals especially women. The findings indicate that male police have higher levels of job satisfaction than the research on their line level counterparts indicates years of service, duty timing, salary and other compensations feedback on the job and involvement in family and recreational programs were significant predictors of job satisfaction among this reviews police personals. “Women police stations: have they fulfilled their promise? police practice and research: An international journal, Volume 21,2020-issue-5,pages-442 to 458,6sep 2020,Mangai Natrajan and Dhanya Babu says that Women police stations (WPS) are recognized as an important component of gender-sensitive policing for dealing with domestic violence

(DV). These stations have been established in many developing countries to serve two main purposes: to deal better with crimes against women and to provide a rewarding career for women officers. This paper examines whether WPS have met these expectations. At a time when other countries are thinking about introducing WPS, it is important to validate best practices and identify shortcomings for better use of police and public resources in dealing with DV and other crimes against women.”

### Statement of problem

The first step of every research study is statement of problem which informs the actual research situation. A focus on the role of women in countries, is very much needed while reviewing the progress toward gender equality and women’s empowerment. Then this study has been conducted to find out the women’s participation in police is sufficient to control the crime in India.

### Objective

1. To know the total police strength of India.
2. To know the women’s participation in police strength of India.

### Research methodology

The data were collected by secondary data collection from Bureau of police research and development, Ministry of home affairs, Govt. of India and census 2011 India & census population projection report. The study cover all 28 states and 8 Union territories of the India. The data obtained from both this platform was cleaned, tabulated and analyzed graphs, Suitable transformations were made to raw data to an appropriate form to allow statistical calculations. The descriptive statistics tool used for statistical analysis in this study. Top 5 performers have been highlighted separately.

### Data analysis

**Table 1:** (State wise population – 2011)

Rank	State /Union Territory	Population	Males	Females
	All India	1,210,854,977	623,270,258	587,584,719
1	Uttar Pradesh	199,812,341	104,480,510	95,331,831
2	Maharashtra	112,374,333	58,243,056	54,131,277
3	Bihar	104,099,452	54,278,157	49,821,295
4	West Bengal	91,276,115	46,809,027	44,467,088
5	Andhra Pradesh <sup>[a]</sup>	84,580,777	42,442,146	42,138,631
6	Madhya Pradesh	72,626,809	37,612,306	35,014,503
7	Tamil Nadu	72,147,030	36,137,975	36,009,055
8	Rajasthan	68,548,437	35,550,997	32,997,440
9	Karnataka	61,095,297	30,966,657	30,128,640
10	Gujarat	60,439,692	31,491,260	28,948,432
11	Odisha	41,974,218	21,212,136	20,762,082
12	Kerala	33,406,061	16,027,412	17,378,649
13	Jharkhand	32,988,134	16,930,315	16,057,819
14	Assam	31,205,576	15,939,443	15,266,133
15	Punjab	27,743,338	14,639,465	13,103,873
16	Chhattisgarh	25,545,198	12,832,895	12,712,303
17	Haryana	25,351,462	13,494,734	11,856,728
18	Delhi	16,787,941	8,987,326	7,800,615
19	Jammu and Kashmir	12,541,302	6,640,662	5,900,640
20	Uttarakhand	10,086,292	5,137,773	4,948,519
21	Himachal Pradesh	6,864,602	3,481,873	3,382,729
22	Tripura	3,673,917	1,874,376	1,799,541
23	Meghalaya	2,966,889	1,491,832	1,475,057
24	Manipur	2,855,794	1,438,586	1,417,208
25	Nagaland	1,978,502	1,024,649	953,853
26	Goa	1,458,545	739,140	719,405
27	Arunachal Pradesh	1,383,727	713,912	669,815
28	Puducherry	1,247,953	612,511	635,442
29	Mizoram	1,097,206	555,339	541,867
30	Chandigarh	1,055,450	580,663	474,787
31	Sikkim	610,577	323,070	287,507
32	Andaman and Nicobar Islands	380,581	202,871	177,710
33	Dadra and Nagar Haveli	343,709	193,760	149,949
34	Daman and Diu	243,247	150,301	92,946
35	Lakshadweep	64,473	33,123	31,350

**Source:** Census 2011 India and Census Population projection report

The above table shows the information of total state wise population and the population of women and men in all the states and Union Territory of India. There are a total population of 28 states and 8 Union Territory of India, of which the total population of India is 1,210,854,977. According to the statistics of the above table, the most populous State is Uttar Pradesh. Its total population is 199,812,341. Out of which 104,480,510 male populations and 95,331,831 female populations are found. While the

Least populous state is Sikkim which has a total population of 610,577 which male population of 323,070 and female population of 287,507 are Found. At present the total population of the country plays a very important part in the development of the country. India is the most “young population” country, According to many economists, population is not a hindrance to a country but an encouraging factor.

**Table 2:** (State wise estimated population – 2023)

Sr. No.	State /Union Territory	2023 Estimated Population	Sr. No.	State /Union Territory	2023 Estimated Population
	<b>All India</b>	<b>1,349,776,00 0</b>			
1	Uttar Pradesh	235,687,000	18	Delhi	21,359,000
2	Maharashtra	126,385,000	19	Jammu and Kashmir	13,603,000
3	Bihar	126,756,000	20	Uttarakhand	11,637,000
4	West Bengal	99,084,000	21	Himachal Pradesh	7,468,000
5	Andhra Pradesh <sup>[a]</sup>	53,156,000	22	Tripura	4,147,000
6	Madhya Pradesh	86,579,000	23	Meghalaya	3,349,000
7	Tamil Nadu	76,860,000	24	Manipur	3,223,000
8	Rajasthan	81,025,000	25	Nagaland	2,233,000
9	Karnataka	67,692,000	26	Goa	1,575,000
10	Gujarat	71,507,000	27	Arunachal Pradesh	1,562,000
11	Odisha	46,276,000	28	Puducherry	1,646,000
12	Kerala	35,776,000	29	Mizoram	1,238,000
13	Jharkhand	39,466,000	30	Chandigarh	1,231,000
14	Assam	35,713,000	31	Sikkim	689,000
15	Punjab	30,730,000	32	Andaman and Nicobar Islands	403,000
16	Chhattisgarh	30,180,000	33	Dadra & Nagar Haveli And Daman & Diu	1,263,000
17	Haryana	30,209,000	34	Lakshadweep	69,000

Source: <https://www.findeasy.in/top-indian-states-by-population/>

The above table shows the information of total state wise estimated population in all the states and Union Territory of India. There are a total population of 28 states and 8 Union Territory of India, of which the total population of India is 1,349,776,000. According to the statistics of the above table, the

Most populous State is Uttar Pradesh. Its total population is 235,687,000. While the least populous state is Sikkim which has a total population of 689,000. The most populous Union Territory is Delhi. Its total population is 21,359,000. While the least populous is Union Territory is Lakshadweep which has a total population of 69,000.

**Table 3:** (Strength of women police – 2021)

Sr. No.	States/Uts	Actual Strength of Total Police	Actual Strength of Women Police	Percentage of Women Police
1	Andhra Pradesh	60,752	3,812	6.27%
2	Arunachal Pradesh	12,626	1,038	8.22%
3	Assam	62,033	5,070	8.17%
4	Bihar	83,011	14,447	17.40%
5	Chhattisgarh	63,405	4,225	6.66%
6	Goa	8,057	861	10.69%
7	Gujarat	92,088	14,718	15.98%
8	Haryana	52,883	4,713	8.91%
9	Himachal Pradesh	17,478	2,361	13.51%
10	Jharkhand	64,102	4,200	6.55%
11	Karnataka	92,073	7,750	8.42%
12	Kerala	57,819	4,013	6.94%
13	Madhya Pradesh	89,293	5,927	6.64%
14	Maharashtra	199,508	28,802	14.44%
15	Manipur	28,894	2,636	9.12%
16	Meghalaya	14,380	849	5.90%
17	Mizoram	7,940	557	7.02%
18	Nagaland	27,788	2,953	10.63%
19	Odisha	64,359	5,847	9.08%
20	Punjab	74,565	7,005	9.39%
21	Rajasthan	93,129	8,834	9.49%
22	Sikkim	5,529	462	8.36%
23	Tamil Nadu	118,785	23,006	19.37%
24	Telangana	59,073	4,742	8.03%
25	Tripura	22,465	1,165	5.19%
26	Uttar Pradesh	300,160	29,435	9.81%
27	Uttarakhand	20,684	2,586	12.50%
28	West Bengal	97,159	9,627	9.91%

29	Andaman and Nicobar Islands	4,406	539	12.23%
30	Chandigarh	5,957	1,319	22.14%
31	Dadra & Nagar Haveli And Daman & Diu	1,196	104	8.70%
32	Delhi	81,352	10,138	12.46%
33	Jammu and Kashmir	81,310	2,691	3.31%
34	Ladakh	1,668	308	18.47%
35	Lakshadweep	265	28	10.57%
36	Puducherry	3,370	258	7.66%
All India		20,69,562	2,17,026	10.49%

Source: Bureau of police research and Development, ministry of home affairs, govt. of India.

**Affairs, Govt. of India.**

The above table depicts the total strength of women police in india in the year 2021. Through this statistical information the total police strength can be obtained on the basis of population. In which the total police strength is seen as 20,69,562 in which women police strength is seen as 2,17,026. Uttar Pradesh has the highest police strength of all

The states in india which is 300,160 out of which women police strength is 29,435. While among the total states of india, the lowest police strength is found in Sikkim. It is found 5629 where women police strength is found as 462 out of the total police strength.

**Statistical analysis**

Table 4: Descriptive Statistics – Women Police Strength

Total Women Police Strength	
On Score of 100	
Mean	0.102261111
Standard Error	0.007034751
Median	0.091
Mode	#N/A
Standard Deviation	0.042208505
Sample Variance	0.001781558
Kurtosis	1.041512967
Skewness	1.142353058
Range	0.1883
Minimum	0.0331
Maximum	0.2214
Sum	3.6814
Count	36
Confidence Level (95.0%)	0.014281303

The indicator is poorly expressed with mean score of 0.10226 of total women police strength in India. The indicator should be focussed upon to improve women police strength in India for better target achievement for government. The Range is 0.1883 in this data. The Median

coverage is 0.091. The Kurtosis is 1.04115 and women police strength availability in India was marked with a maximum of 0.2214 in states of India, so this women police strength is not sufficient of India.

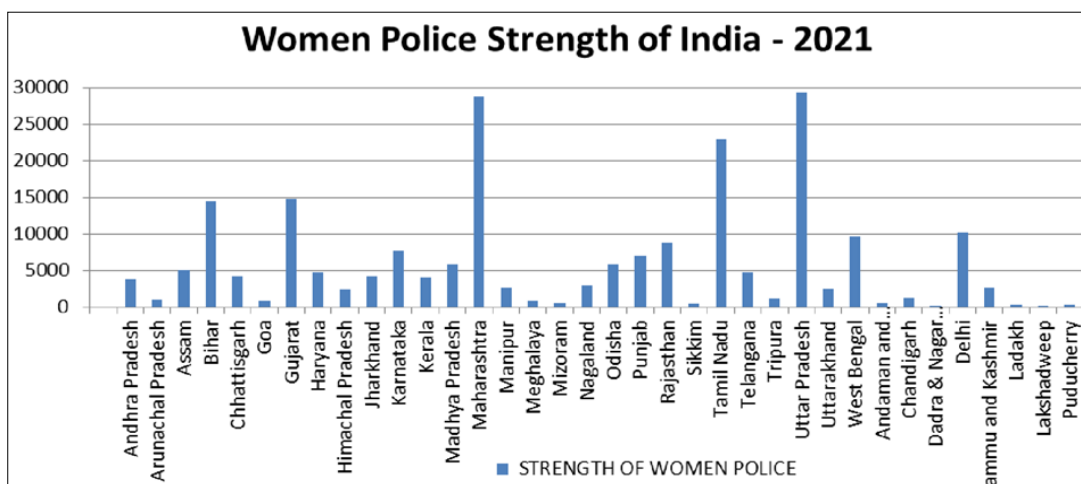


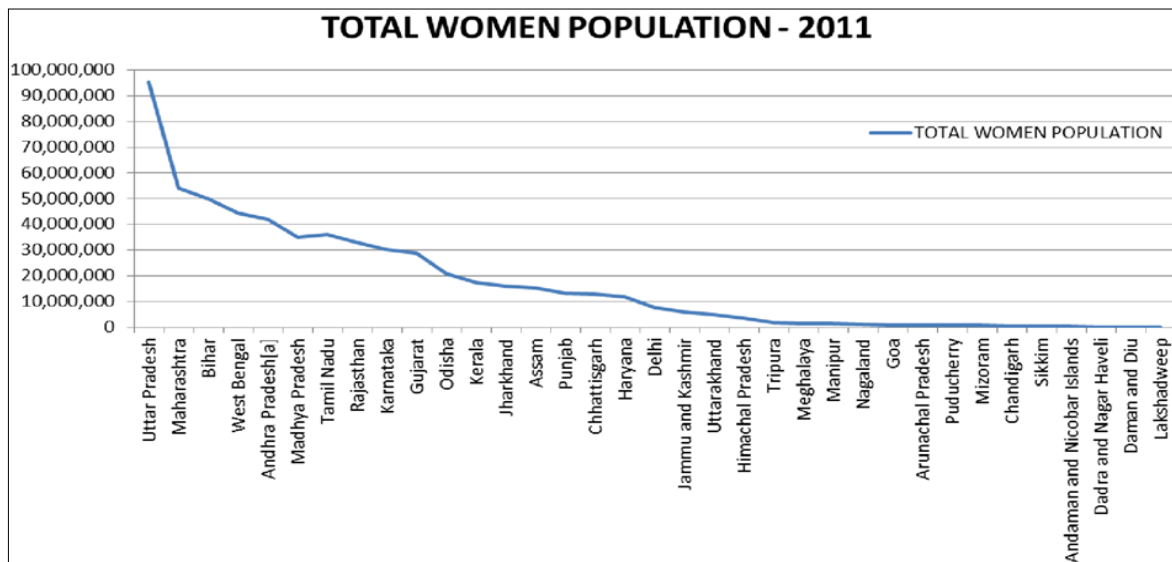
Fig 1: Women Police Strength

**Table 5:** Descriptive Statistics – State wise total Women

<b>Total Women Population of India – 2011</b>	
Mean	16788134.83
Standard Error	3619060.892
Median	7800615
Mode	#N/A
Standard Deviation	21410652.98
Sample Variance	4.58416E+14
Kurtosis	3.994759891
Skewness	1.801121785
Range	95300481
Minimum	31350
Maximum	95331831
Sum	587584719
Count	35
Confidence Level (95.0%)	7354816.627

The Mean score of 16788 is good considering all districts into coverage. The Rang is 95300 in this data. The Median coverage is 78006. The Women population in India was

Marked with a Maximum of 31350 in states of India. Statistics from this study show that the rate at which the women population is increasing at the present time.



**Fig 2:** Total Women Population - 2011

**Table 6:** Descriptive Statistics –Estimated total population of India – 2023

<b>Estimated total population of India - 2023</b>	
Mean	39699294.12
Standard Error	8766215.66
Median	25769500
Mode	#N/A
Standard Deviation	51115381.81
Sample Variance	2.61278E+15
Kurtosis	5.45299443
Skewness	2.057715717
Range	235618000
Minimum	69000
Maximum	235687000
Sum	1349776000
Count	34
Confidence Level (95.0%)	17834999.86

The Mean score of 39699 is good considering all districts into coverage. The Rang is 23561 in this data. The Median coverage is 25769. The population in India was marked with a Maximum of 2356870 in states of India. Statistics from this study show that the rate at which the population is

increasing by the 10 years. India has witnessed a descent growth in its population in the last 50 years. Rapid Industrialization and economic growth of the India has attracted more people from far and wide. Thus population of India has increased on a decent growth rate annually.

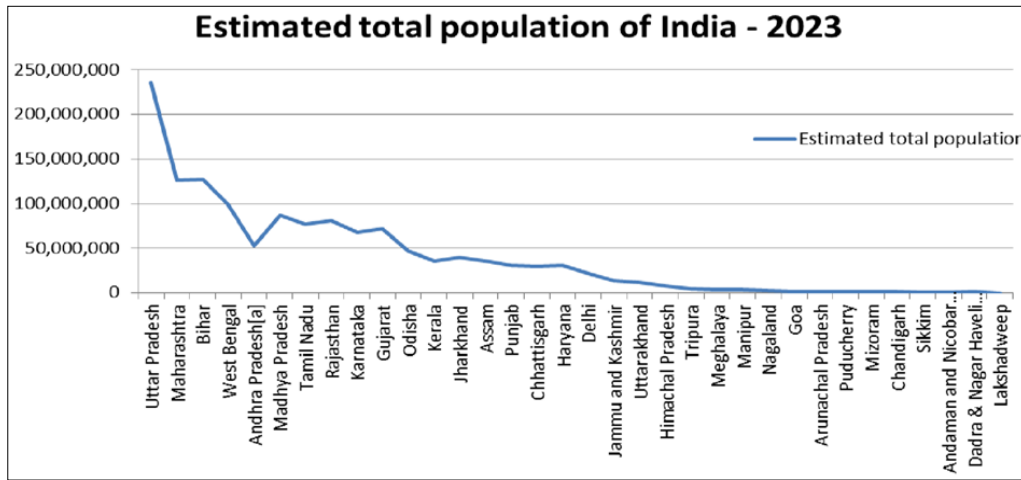


Fig 3: Estimated total population of India - 2023

**Findings & Strategies**

After indexing to a score, it was found that Uttar Pradesh scored the highest with 300,160 total Police strength and 29,435 Women Police strength and lowest was achieved by Sikkim state at 5,529 total Police strength and 462 Women Police strength and lowest Union Territory was found that Lakshdweep scored the 265 total Police strength and 28 Women Police strength. Developed States of Uttar Pradesh, Maharashtra, Tamilnadu, Gujarat seemed to fare better in

provision of Total Women Police strength as compared to Undeveloped states.

Among the best performing states, few finds overall better performance in all indicators India Police Strength, where series -1 measures Total police strength, series-2 measures Male police strength and series 3- measures Women police strength in India. Uttar Pradesh, Maharashtra, Tamil Nadu, Gujarat and Bihar States scores the best score among all States.

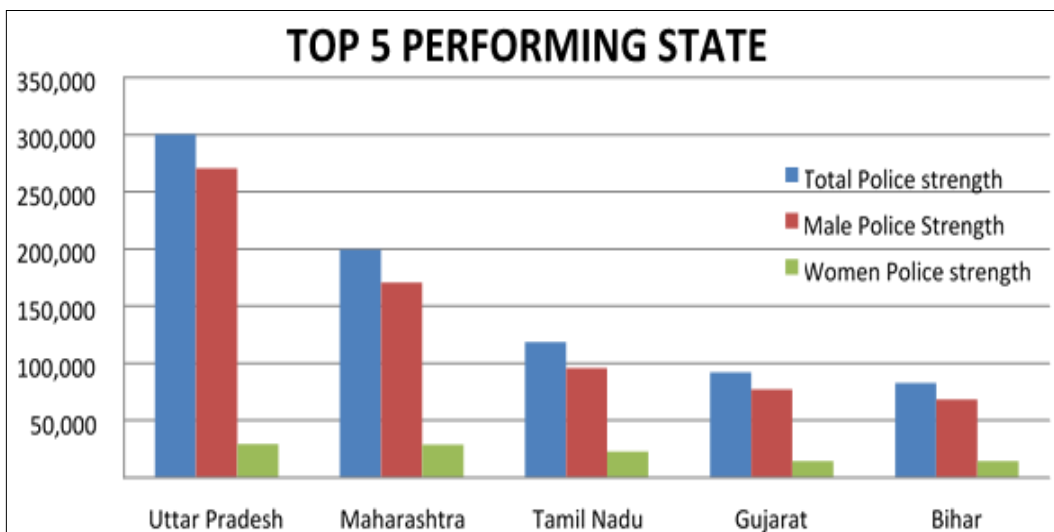


Fig 4: Best performing state in India

To improve coverage of women police strength, more awareness needs to spread among rural and tribal areas of the states of India. Government of India has formulated many schemes for women empowerment but to increase the participation of women in the police department the government still needs to make many efforts like promotion of women education, more schemes like Mahila Police Volunteers schemes should be formulated, working hours should be fixed for women in the police department etc. India can achieve better performance in this set aside goal with more collaborative efforts from the government to increase the participation of women in the police department the country needs to implement integrated more police strength. Through this study it can be known that the participation of women in the police department is less than the 33% reservation for women by the government of India.

**Recommendation and suggestion**

1. Police strength should be increased to protect the state of India.
2. Women’s participation in police strength should be increased.
3. Working hours should be fixed for women in the police department as in other professions.

**Conclusion**

The demand for more police strength is and will continue to rise heavily for the goal of becoming a developed country. The government has put in efforts to improve police strength and many women join the police department, vocational training, Increase seat reservation for women, free education etc. The challenge for the state is to build an administrative framework for improves the women police strength for the future. Nowadays, women have managed to

gain entry into the police services. Thus, it is Pivotal to develop a whole some police system for all genders and appreciate the role of females in creating it, which will help towards the betterment of society.

### References

1. <https://www.findeasy.in/top-indian-states-by-population/>
2. [https://en.m.wikipedia.org/wiki/2011\\_Census\\_of\\_India#:~:text=The%20population%20of%20India%20as,for%2017.5%25%20of%20its%20population](https://en.m.wikipedia.org/wiki/2011_Census_of_India#:~:text=The%20population%20of%20India%20as,for%2017.5%25%20of%20its%20population)
3. BUREAU OF POLICE RESEARCH AND DEVELOPMENT, Ministry of Home Affairs, Govt. of India.
4. Census 2011 India and Census Population projection report
5. A study on women police service and its effects on the family at trichy, Pezzottaite journals, ISSN-2279-0977, J. Patrica Jhansi Rani and Dr. D. Joseph Anbarasu, 2016, 5.
6. Job satisfaction among women police personals – A literature review, Indian Journal of applied research, ISSN No-2249-555X, Vidya N. and Dr. Suphala Kotian, 2014, 4(12).
7. Women police stations: have they fulfilled their promise?, police practice and research: An international journal, Mangai Natrajan and Dhanya Babu, 2020:21(5):442:458.
8. Assess the quality of life of police constables working in selected setting, International Journal of Science and Research (IISR), ISSN (online) – 2319 – 7064, (www ijsr.net ) Andrea Donnite DR S Aruna, Dr. P. mangala gowri, 2015, 4(9).